



The Deteriorating Patient: Cardiac and Respiratory Assessment

CRUISING THE BARRIER REEF DEPARTING SYDNEY

09-18 September 2026 | 24 CPD Hrs



NURSES FOR
NURSES
NETWORK



EDUCATION *at* SEA

WHAT THIS CONFERENCE IS ABOUT

Ready to sharpen your skills and boost your confidence in cardiac and respiratory assessment?

Join us for an engaging 8-day conference aboard a fabulous cruise ship. Designed for both novice and experienced nurses, as well as midwives seeking to expand their knowledge, this event is designed to help you feel more capable, confident, and prepared in your role.

With healthcare becoming increasingly complex, advanced assessment skills are no longer optional — **they're essential for nurses stepping into** various roles, making critical decisions, and supporting their teams.

This conference provides practical, easy-to-understand strategies that you can implement immediately, all within a supportive and enjoyable setting.

Relax, recharge, and learn from highly regarded content that nurses and midwives have praised for years. Combine professional development with time to connect with peers and fully immerse yourself in the cruising experience. Step off the ship with more confidence, skills, and clarity to take your practice to the next level.

Advanced assessment skills are essential for nurses because they significantly enhance the quality of patient care, improve patient outcomes, and encourage professional growth. As healthcare becomes increasingly complex, nurses are taking on more in-depth assessment and critical thinking roles.

Nurses with advanced assessment skills are more likely to take on leadership roles in clinical settings, such as team leader, clinical nurse specialist, or nurse practitioner. These roles often involve making independent decisions, exercising complex clinical judgment, and collaborating with other healthcare providers.



This conference is for novice and experienced nurses who want to gain confidence in cardiac and respiratory assessment. Its content has been highly evaluated over many years. Midwives would also benefit from this knowledge, as pregnant women have increased co-morbidities that require advanced cardiac knowledge.

The conference commences with a cardiac assessment and aims to empower all nurses to perform an expert clinical assessment of patients deteriorating with cardiac disorders. We will then explore the significance of advanced respiratory assessment, beginning with an explanation of various respiratory disorders, many of which are life-threatening.

Continuing, we will also discuss the following:

- the increased incidence of vaping by adolescents and the effects on the respiratory system
- the increasing **prevalence of COPD (chronic obstructive pulmonary disease) and the nurses'/midwives' responsibilities** relating to oxygen administration
- chest auscultation
- interpretation of chest x-rays and
- interpretation of arterial blood gases (ABG)

"I have been told by several work colleagues how great Anne's courses are. I was not disappointed at all. I would have to say as a first time attendee at one of Anne's courses, this is the best presentation I have ever been to..... I will certainly be back for more."

- Karen, The Deteriorating Patient with Respiratory Conditions



LEARNING OUTCOMES

At this Conference, participants will:

- Explore the general cardiac assessment of a deteriorating patient with cardiac compromise
- Gain expert knowledge and skills in the interpretation of arrhythmias and 12-lead ECG
- Discuss the general respiratory assessment of a deteriorating patient with respiratory compromise
- Investigate communication skills and tips that will obtain immediate action for your patient from other members of the health care team

YOU WILL ALSO LEARN

- To recognise a patient deteriorating with a cardiac disorder
- To interpret deterioration of a monitored patient
- To recognise a patient deteriorating with a respiratory disorder or condition
- Interesting respiratory conditions such as silicosis, psittacosis and, legionnaires disease, and the deadly emerging C.auris
- To read a chest x-ray
- The presentation on the chest x-ray of a variety of disorders such as: heart failure, pneumothorax, pneumonia and placement of various catheters
- To recognise Becks Triad and relate to the deteriorating patient with a pericardiac effusion
- The anatomy of the lung fields, examining the lobes and landmarks for auscultation
- To auscultate both the lungs and the heart
- The significance of a post- operative patient who develops crackles and shortness of breath
- How syncope or mild fitting can be misdiagnosed and relate this to the Long QT (LQT) interval syndrome
- To perform the clinical assessment of a collapsed patient and address the controversy of performing pulses
- The vital role ward nurses have in managing a patient after an antidepressant overdose and the required knowledge of all nurses in this serious disorder of LQT
- The assessment of chest pain in a pregnant woman or in the post-partum period **ANZCOR's (Australian and New Zealand Committee on Resuscitation)**
- Resuscitation guidelines relating to PEA (pulseless electrical activity) cardiac arrest
- The common arrhythmia associated with a post op haemorrhage or trauma The significance of recognition of a murmur

DETAILED ITINERARY

DAY 1: 09/09/2026 | Depart Sydney | 1630



1630: We set Sail: Make sure you are on deck to say bon voyage.

Considered one of the most cosmopolitan cities in the Southern Hemisphere, Sydney offers so much—from beaches and wineries to stunning landmarks and world-class shopping.

Tour architectural marvels like the Sydney Opera House and the Sydney Harbor Bridge, view **life below the surface from Sydney Aquarium's underwater** walkways or take it all in from above on a tour of the Sydney Tower.

You're never far from nature in this thriving urban centre. Well-known surf beaches, zoos, national parks, whale watching tours, bush tours, and the Royal Botanic Gardens, featuring over 7500 plants, **offer visitors a chance to enjoy the area's sunshine, lush greenery, wildlife, and clear blue oceans.**

Sydney is not only Australia's oldest city, but it is also one of the most ethnically diverse cities on the globe, offering a wealth of cuisines, unique museums, and cultural opportunities. Explore lively pubs, shops, and historic buildings at The Rocks, located on Sydney harbor.

1700 - 1800: Conference Registration and Welcome Function

Enjoy this opportunity to mingle with the other attendees at the complimentary drinks and Conference Registration function.

All delegates are required to attend the Conference registration session to collect their Conference pack and confirm registration details to ensure the correct issuing of their CPD certificate.

Morning Self-directed Activities

- Cardiac Crosswords: Test your knowledge of cardiac terminology and concepts in a fun and engaging format
- Arrhythmia Interpretation Quiz: Challenge yourself with a comprehensive quiz to strengthen your arrhythmia interpretation skills

1100 – 1300: Lunch

1300 – 1430: Telemetry/ECG Interpretation | Foundational Principles of ECG Monitoring | Monitoring a Patient in Critical Care and Ward Telemetry Units
In this session, there will be a discussion of the five foundations of interpretation of sinus rhythm. Anne will explain this easily and simply if this is new to you, and if you are experienced, it will be valuable revision.

When there is an understanding of the cardiac complex: waves, segments and timing intervals, the nurse can grasp more complex arrhythmias and changes. By recognising sinus rhythm, nurses can quickly determine that the heart is functioning normally and allow them to identify deviations from normal. Nurses have a vital role in early identification, which can prompt timely intervention to prevent complications. Knowing that sinus rhythm is the normal rhythm provides a baseline and is a requirement for working in these areas.

This session is vital to assist with understanding electrophysiology, which is the foundation for interpreting arrhythmias and essential knowledge. It is also a requirement for all nurses working in telemetry units and in critical and coronary care, post-anaesthesia care unit (PACU) and emergency departments.

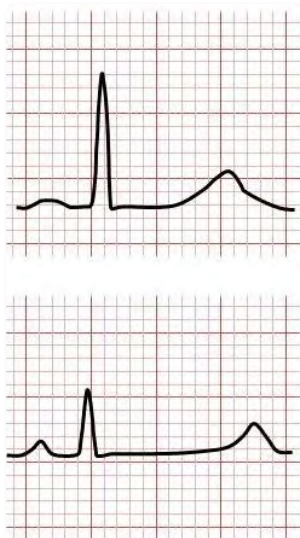
1430 – 1530: Assessment of A Patient with a Life-Threatening Arrhythmia

In this session, we will discuss the difference between the two classifications of cardiac arrest, examining the Fast and Slow arrhythmias and linking them to the classification of ANZCOR of shockable or non-shockable cardiac arrest. Anne will clearly demonstrate how to distinguish between the two classifications quickly.

In this session, we will also explore how to perform an accurate clinical assessment of a collapsed patient. In a cardiac arrest with PEA presentation, the nurse must be confident in performing a carotid pulse and differentiate between a syncope and a cardiac arrest.

The focus will be on a cardiac arrest relating to hypovolemia, blood loss post-op and the link to PEA and the responsibility of the nurse to assess accurately. We will also address the characteristics of polymorphic VT (ventricular tachycardia) and link this knowledge to the following presentation.

1530 – 1600: Break



1600 – 1730: Interpretation of LQT Interval Syndrome

In this critical session, we will examine sudden cardiac death in the youth. We will explore hereditary LQT interval syndrome and how it often presents with syncope or fitting.

Followed by the responsibilities of ward nurses, relating to the acquired LQT interval through an overdose of antidepressants and other medications. This information is now considered essential knowledge for all ward nurses who are using telemetry to monitor a patient after an antidepressant overdose, including critical care, coronary care and ED nurses.

Anne will then link back to the previous session on understanding the interesting characteristics of polymorphic VT. Again, this knowledge is essential for all nurses who monitor patients.

1800 – 1900: Networking Session

Join us at the designated meeting spot to catch up and discuss the events of the day. The conference Facilitators and Presenter will be at the venue to answer any of your queries.



0800 – 0930: Interpretation of A 12 Lead ECG

In this session, we will examine how a patient with Acute Coronary Syndrome presents and the gender issues on presentation. In this very important session, we will learn to recognise the difference between angina and anterior and inferior MI on the 12 lead ECG.

Recognising myocardial infarctions (MIs) on a 12-lead ECG is a crucial skill for nurses because it enables early detection of potentially life-threatening cardiac events and ensures timely interventions that create better outcomes. Early intervention is essential in the treatment of a myocardial infarction.

The quicker the MI is recognised, the faster treatment can be initiated to restore blood flow and minimise heart muscle damage. Nurses are often the first healthcare providers to assess a patient, and their ability to recognise MI signs on an ECG can expedite the diagnostic process and potentially reduce the risk of long-term damage or death. The session will also include the correct placement of ECG leads. Incorrect placement can result in misleading ECG readings, leading to errors in diagnosis and potentially compromising patient care.

0930 – 1000: Continuing Interpretation of A 12 Lead ECG – SCAD (Spontaneous

Coronary Artery Dissection)

It is important for midwives to have the advanced knowledge and skills to assess and recognise SCAD. It is a potentially life-threatening condition, primarily in young women, often those who are pregnant, have recently given birth, or are in the postpartum period. Recognising SCAD is crucial for midwives and emergency nurses, due to its unique presentation, the significant risks it poses to both the mother and foetus, and the potential for timely intervention.

1000 – 1030: Break

1030 – 1200: Cardiac Auscultation and the Recognition of a Deteriorating Patient

In this session, we will explore how cardiac auscultation is a vital skill for all nurses who monitor patients with cardiac disorders. It is a requirement of all higher-level nurses especially in coronary care, ED (emergency department) and ward nurses in cardiothoracic units. There will be an exploration of clinical skills and the practical application. If you are interested in improving your assessment skills, these sessions will be crucial for you. They are explained in a straightforward way to enhance your learning and leave you feeling more confident as you apply skills to listen to heart sounds.

1200 – 1230: Cardiac Auscultation and the Link to Murmurs This session will link with the cardiac auscultation session and will assist you with understanding the causes and significance of murmurs. They are abnormal sounds produced by turbulent blood flow within the heart. They are often a sign of an underlying heart problem. While some murmurs may be innocent (e.g., functional murmurs in children or pregnant women), many murmurs indicate structural issues such as stenosis or regurgitation of heart valves. Identifying murmurs early allows nurses to detect potential cardiac issues before they worsen. Early recognition can lead to prompt referral to a physician for further evaluation and treatment.

1230 – 1430: Lunch

Afternoon Self-directed via the Online Library

- Cardiac Interpretation Quiz: Identify and label the five values found in normal sinus rhythm and then challenge yourself to strengthen your MI interpretation found in the 12 Lead ECG exercise
- Cardiac Quiz: Test your knowledge

1800 – 1900: Networking Session

Join us at the designated meeting spot to catch up and discuss the events of the day. The conference Facilitators and Presenter will be at the venue to answer any of your queries.

“Omg Anne, words cannot explain how easily you describe ECG and how easy you make it to remember.”

- Liz, Telemetry & ECG Interpretation, 2024



DAY 4: 12/09/2026 | Airlie Beach | 0700 - 1600

Explore at your Leisure

The white sands of world-famous Whitehaven Beach, glass-bottom-boat day tours on the turquoise waters of the Coral Sea, high-speed catamaran joy rides and Hamilton Island region magic awaits Airlie Beach cruises with Carnival.

Travel to the heart of the 74 islands that comprise the picture-perfect Whitsunday Islands, an Australian treasure.

Snorkel from the Great Barrier Reef pontoon on an Airlie Beach 4, 7, 9, or 10-day cruise departing Sydney or Brisbane. Your **fantastic holiday begins the moment you step onboard Carnival's cruise ships. There's a multitude of tastes, sights, natural wonders, sightseeing, themed events and year-round fun to suit the whole family.**

You'll find so much fun ashore and onboard:

- Full day or half day scenic must-see Queensland tours.
- Take a day trip to the Conway National Park or walk around Shute Harbour.
- Enjoy boutique shopping at the Port of Airlie.
- Take a boat ride and cruise Whitsunday Islands, coves, and coral reefs.
- Experience a jet boat or jet ski, or go ocean rafting.

1800 – 1900: Networking Session

Join us at the designated meeting spot to catch up and discuss the events of the day. The conference Facilitators and Presenter will be at the venue to answer any of your queries.

DAY 5: 13/09/2026 | Cairns | 0930– 1800

Explore at your Leisure

Visit the coastal city of Cairns and enjoy a smorgasbord of fun and adventure. Daintree Rainforest tours are the ideal way to experience the ecosystem of the wet tropics of Queensland (a UNESCO World Heritage Site). Go snorkelling on the Great Barrier Reef, experience the Kuranda Scenic Railway and Skyrail, or have a tropical rainforest nature park adventure. A day trip to Cairns itself is always worth it, with amazing shopping on the Esplanade and scenic walks that will blow you away.

Experience stunning far North Queensland:

- Browse the numerous art galleries and restaurants.
- Discover the local cultural and historical sites.
- **Visit Cooktown, which is home to the 'James Cook Museum'**

1800 – 1900: Networking Session

Join us at the designated meeting spot to catch up and discuss the events of the day. The conference Facilitators and Presenter will be at the venue to answer any of your queries.

DAY 6: 14/09/2026 | Cruising Willis Island | 1100 – 1200

Explore at your Leisure

This tiny island, located 450 kilometres east of Cairns, is home to fascinating wildlife, as well as a manned Australian Bureau of Meteorology weather monitoring station. While the cruise does not include a stop at Willis Island, you can catch glimpses of its natural beauty from the comfort of the ship. As you sail by, you'll have the opportunity to witness some amazing wildlife that calls this island home, including wedge-tailed shearwaters and sooty terns.

1800 – 1900: Networking Session

Join us at the designated meeting spot to catch up and discuss the events of the day. The conference Facilitators and Presenter will be at the venue to answer any of your queries.

DAY 7: 15/09/2026 | Conference Day

0800 – 0900: Chronic Obstructive Pulmonary Disease (COPD)

Nurses play an essential role in identifying early signs of COPD. Early detection is crucial because it allows for interventions that can slow the progression of the disease and improve the quality of life. The incidence of COPD is rapidly increasing throughout the world, making it essential that every nurse knows about this progressive lung disease.

Anne will examine the dangers of administering a high percentage of oxygen to a patient with COPD and will address how you can utilise the steps of controlled oxygen management.

Nurses in cardiology would also be interested in learning about the link between right heart failure and COPD. This session also applies to nurses in other areas as COPD is becoming recognised as one of the most common co-morbidities.

0900 – 1030: Interesting Variety of Respiratory Disorders

In this session, we will explore a variety of uncommon respiratory disorders, many of which are life-threatening. Deterioration in these conditions must be identified early.

It will be interesting to examine Candida Auris disorder, which is increasing slowly throughout the world but has a very high mortality rate.

We will also examine the potential dangers associated with inhaling potting mix, working with birds and the increasing prevalence in young people vaping is becoming a public health issue.

Healthcare professionals must understand the dangers of vaping and its connection to respiratory disorders to protect patients' lung health, especially as vaping becomes more widespread.

1030 – 1100: Break

1100 – 1230: Arterial Blood Gas Analysis

In this session, we will explore how knowledge of the interpretation of ABG assists with recognising a deteriorating patient.

Interpreting arterial blood gases is a critical skill for nurses, providing essential information about a patient's respiratory, metabolic, and acid-base status. Nurses who can accurately interpret ABGs are better equipped to identify abnormalities, intervene appropriately, and monitor the effectiveness of treatments, ensuring optimal patient outcomes.

All these sessions are aimed at increasing the nurse's knowledge and becoming confident using the practical tips demonstrated by the presenter. The presenter will demonstrate easy steps to demystify the interpretation of arterial blood gas analysis.


1230 – 1400: Lunch

Afternoon Self-directed via the Online Library

- Respiratory Assessment and Disorders Crossword: Test your knowledge of respiratory terminology and concepts in a fun and engaging format.
- ABG Interpretation Scenario and Quiz: Challenge yourself with a comprehensive quiz to strengthen your ABG interpretation skills.

1800 – 1900: Networking Session

Join us at the designated meeting spot to catch up and discuss the events of the day. The conference Facilitators and Presenter will be at the venue to answer any of your queries.



DAY 8: 16/09/2026 | Tangalooma | 0800 – 1800

When you step off the ship at Tangalooma on Moreton Island, you have access to a variety of activities that showcase the island's natural beauty and marine life including Snorkelling at the Tangalooma Wrecks, A Marine Discovery Cruise, Wild Dolphin Feeding to name a few.

1800 – 1900: Networking Session

Join us at the designated meeting spot to catch up and discuss the events of the day. The conference Facilitators and Presenter will be at the venue to answer any of your queries.

"An important week of learning presented by (Anne) someone who is very engaging and full of knowledge. I've learnt so much about the importance of identifying early warning signs of a deteriorating pt and ultimately how to be a better nurse."

- Georgia, Deteriorating Patient with Respiratory Conditions

DAY 9: 17/09/2026 | Conference Day

Morning Self-directed Activities

- Clinical Scenario of a patient with COPD: Access the Australian Commission on Safety and Quality in Health Care, 2024: Clinical standards and test yourself in the quiz to see if you can answer the questions relating to the administration of oxygen to a patient with COPD
- Webinar: Assertiveness and Boundaries
Challenge yourself after the webinar and self-reflect on your communication skills.

1100 – 1230: Lunch

1230 – 1430: Lung Auscultation

This session explores the significance of advanced respiratory assessment and the chest landmarks and demonstrates the auscultation technique.

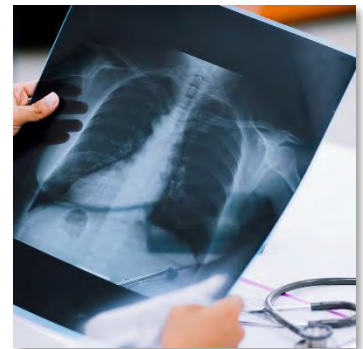
Anne will explain the general respiratory assessment of a deteriorating patient with respiratory compromise. She will examine the significance of the two adventitious (abnormal) lung sounds, focusing on crackles and wheezes. Various lung disorders will be outlined, with an assessment relating to lung auscultation. The aim of the session is to ensure the nurse develops knowledge and gains confidence in their assessment skills.

1430 – 1500: Break

1530 – 1700: Chest X-Ray Interpretation

This last session is interesting as we will examine some of the disorders identified, and you will be shown what they look like on the chest x-ray. The session will commence with examining the landmarks of a normal chest x-ray and the concept of density. We will explore how density changes in the chest x-ray when a patient develops deterioration due to various conditions such as heart failure, pneumothorax and pneumonia.

Anne will demonstrate how to assess the correct placement of the nasogastric tube and central venous line and recognise deterioration in a patient with an NG (nasal gastric) tube placed into the trachea and right lung. This session aims to empower you to recognise signs on the chest x-ray of deterioration and then link these changes to your new knowledge of abnormal lung sounds. Abnormal lung sounds and chest x-ray changes occur together. This is a very empowering last session!



1800 – 1900: Farewell Function


Join us for a Conference farewell drinks function to celebrate our time together. Conference photo will be taken (via iPhone!) if you are interested during this event.

DAY 10: 18/09/2026 | Arrive Sydney

Disembark Sydney – safe travels!

OUR PRESENTERS

Anne Evans-Murray, R.N., BHlthSc, MACCCN, Grad.Dip Ed, MEd, Dip Counselling, GradCertCritCare, CertIV Training and Assessment, CertIV in Mediation



Anne has a passion for teaching, which she does in an unpretentious way that ensures you will understand and retain what she presents and enjoy this learning experience. She has extensive experience, over 26 years lecturing for Gold Coast Health District and Griffith University. Currently, she is a guest lecturer at Bond University medical school.

Anne is a frequent presenter at workshops, conferences & seminars throughout Australia & New Zealand on subjects such as high dependency nursing, cardiac arrhythmias & ECG interpretation, chest x-rays interpretation, clinical assessment of the deteriorating patient, assertion training and leadership.

She conducts accredited advanced life support training for nurses, doctors, and paramedics. Anne is passionate about **empowering all clinical staff through increased awareness and knowledge of the critically ill patient's condition so that timely intervention is implemented, which will benefit patient outcomes.** She is the author of three books: "ECGs Simply", "Interpretation of Chest X-rays Simply" and 'Uncomplicating Life, Simply'. Her ECG book is a textbook sold in many universities in Australia.

OUR CONVENOR

JASON DAWSON, R.N., BACH NURSING



Jason Dawson is a Registered Nurse from the Gold Coast Queensland. Whilst studying his bachelor of Nursing at Southern Cross University he developed an interest in mental health and has been working in this field of nursing since completing his studies in 2008.

In this time, Jason has undertaken varied roles including Acute Inpatient Nursing, Community Nursing, clinical facilitating and Nurse Unit Manager positions. In 2012, Jason combined his passion for nursing with his love of travel and founded CPD Cruise Pty Ltd with the view to providing Nurses the opportunity to update and improve their skills in diverse and unique locations.

REGISTRATION COST

\$1390.00 incl GST (NB: Registration cost doesn't include travel, accommodation, or travel insurance.)

VENUE

Carnival Splendor

The Carnival Splendor is a floating paradise of fun and relaxation, perfect for all ages. With space for over 3,000 guests, it offers cozy staterooms, dazzling shows, a comedy club, and even poolside movies under the stars. Add in thrilling water slides, delicious dining options, **and spa retreats, and you've got everything you need for an unforgettable adventure at sea!**



INCLUSIONS

- An extensive Conference program based on current best practice
- Education content that meets the same exacting standards as anything offered in an Australian land-based program
- Conference Presenters who are excited to be able to share her skill, knowledge, and passion with Conference Attendees
- An online Conference library filled to the brim with educational content that allows you to create your own learning experience by completing pre-conference education activities
- A Registration Reception including complimentary drinks where you can meet other Conference Attendees and network with Conference Convenors and Conference Presenter
- A Conference pack that includes a notepad, pen, lanyard (this is important on a cruise ship to attach your room key, which becomes your lifeline on a ship) and additional information to support a fantastic Conference experience
- The opportunity to meet as a group in various Conference open forums in one of the many fabulous locations on the ship
- A complimentary Farewell Drinks and Canapes Function, held on the last night of the Conference to celebrate new friendships and information gained
- A Conference Transcript that identifies each session, including the session synopsis and session presenter
- A Certificate of Completion identifying the CPD hours for you to include in your CPD Evidence Portfolio

INSURANCE

The Nurses for Nurses Network and Education at Sea strongly recommends customers take out travel insurance at the time of registration for an event to cover any unforeseen circumstances that may prevent them attending and thus incurring any financial loss.

DISCLAIMER

The opinions and statements of facts expressed in the Papers in these proceedings are those of the Authors and do not necessarily represent those of the Nurses for Nurses Network (NfNN), the editors, the organising committee or the supporters of this Conference. The organisers can accept no responsibility for errors or omissions in the individual papers. Sessions are correct at time of publication. Sessions are subject to change without notice due to circumstances beyond the control of the organisers. NfNN reserves the right to alter charges, cancel, postpone, change or withdraw the product or service at any time.

CONDENSED ITINERARY

DAY 1: 09/09/2026 | Depart Sydney | 1530

1900: We set Sail Make sure you are on deck to say bon voyage.

1700 – 1800: Conference Registration and Welcome Function

DAY 2: 10/09/2026 | Conference Day

Morning Self-directed Activities

- Cardiac Crosswords: Test your knowledge of cardiac terminology and concepts in a fun and engaging format
- Arrhythmia Interpretation Quiz: Challenge yourself with a comprehensive quiz to strengthen your arrhythmia interpretation skills

1100 – 1300: Lunch

1300 – 1430: Telemetry/ECG Interpretation | Foundational Principles of ECG Monitoring | Monitoring a Patient in Critical Care and Ward Telemetry Units

1430 – 1530: Assessment of A Patient with a Life-Threatening Arrhythmia

1530 – 1600: Break

1600 – 1730: Interpretation of LQT Interval Syndrome

1800 – 1900: Networking Session

DAY 3: 11/09/2026 | Conference Day

0800 – 0930: Interpretation of A 12 Lead ECG

0930 – 1000: Continuing Interpretation of A 12 Lead ECG – SCAD (Spontaneous Coronary Artery Dissection)

1000 – 1030: Break

1030 – 1200: Cardiac Auscultation and the Recognition of a Deteriorating Patient

1200 – 1230: Cardiac Auscultation and the Link to Murmurs

1230 – 1430: Lunch

Afternoon Self-directed via the Online Library

- Cardiac Interpretation Quiz: Identify and label the five values found in normal sinus rhythm and then challenge yourself to strengthen your MI
- Interpretation found in the 12 Lead ECG exercise

Cardiac Quiz: Test your knowledge

1800 – 1900: Networking Session

DAY 4: 12/09/2026 | On Shore Airlie Beach

0700 – 1600: Explore at your Leisure

1800 – 1900: Networking Session

DAY 5: 13/09/2026 | On Shore Cairns

0930 – 1800: Explore at your Leisure

1800 – 1900: Networking Session

DAY 6: 14/09/2026 | Cruising Willis Island

1100 – 1200: Enjoy the view

1800 – 1900: Networking Session

DAY 7: 15/09/2026 | Conference Day

0800 – 0900: Chronic Obstructive Pulmonary Disease (COPD)

0900 – 1030: Interesting Variety of Respiratory Disorders

1030 – 1100: Break

1100 – 1230: Arterial Blood Gas Analysis

1230 – 1400: Lunch

Afternoon Self-directed via the Online Library

- Respiratory Assessment and Disorders Crossword: Test your knowledge of respiratory terminology and concepts in a fun and engaging format.
- ABG Interpretation Scenario and Quiz: Challenge yourself with a comprehensive quiz to strengthen your ABG interpretation skills.

1800 – 1900: Networking Session

DAY 8: 16/09/2026 | On Shore Tangalooma

0800 – 1800: Explore at your leisure

1800 - 1900: Networking Session

DAY 9: 17/09/2026 | Conference Day

Morning Self-directed Activities

- Clinical Scenario of a patient with COPD: Access the Australian Commission on Safety and Quality in Health Care, 2024: Clinical standards and test yourself in the quiz to see if you can answer the questions relating to the administration of oxygen to a patient with COPD
- Webinar: Assertiveness and Boundaries Challenge yourself after the webinar and self-reflect on your communication skills.

1100 – 1230: Lunch

1230 – 1430: Lung Auscultation

1430 – 1500: Break

1530 – 1700: Chest X-Ray Interpretation

1800 – 1900: Farewell Function

DAY 10: 18/09/2026 | Arrive Sydney

0630: Disembark - safe travels!